





CCD



Product introduction



KT



CB03E-2516-RM



/ V-CUT

|  |                      |
|--|----------------------|
|  | CB03E-2516-RM        |
|  |                      |
|  | 1500mm/s( )          |
|  | 50mm( )              |
|  | ±0.05mm              |
|  | KT ABS PVC EPE       |
|  | ±0.01mm              |
|  | 9.5kW                |
|  | 380V±10%             |
|  | 2500mm×1600mm        |
|  | 3571mm×2504mm×1325mm |

